

SKETCHNOTES  
of Edu

ANNE REED

redanne@rsdmo.org  
@Anne\_Reed\_Reads

ANNE/19

IT'S THE **IDEA**

**NOT**

THE

**ARTIST**

AND?

- MIKE ROLFE

THE SKETCHNOTE HANDBOOK

# CREATE

(MEANING • CONNECTIONS • SYMBOLS)

ANNE G.

don't illustrate.

REMEMBER UNDERSTAND APPLY ANALYZE EVALUATE



**Sketchnote Challenge**  
(based on the Sketchnote  
Handbook by Mike Rohde)

Anyone can sketchnote. If you can draw the following items...then you can sketchnote.

dot

circle

square

triangle

line

I, \_\_\_\_\_ believe I can sketchnote.

X \_\_\_\_\_



**Sketchnote Challenge**  
(based on the Sketchnote  
Handbook by Mike Rohde)

Now, challenge yourself to create pictures/symbols to represent the following things.

**idea**

**phone**

**reading**

**writing**

**computer**


**happy**






**sad**

**mad**

**book**


**phone**





AMBA!

FILL IN  
THE  
SPACE




TIGHT  
OR  
SPREAD OUT



SPACE

SPACE  
BETWEEN  
OBJECTS



WHERE TO  
START



ANNEX 19.



\* REFLECTION  
HMM...  
PROJECT BEHAVIOR

EXIT TICKET

FOR STUDENTS...

\* NOTES  
FROM...  
LECTURE, READING...

START A PROJECT

\* BRAINSTORM

NEW IDEAS

FLOW

CAN I USE SKETCHNOTES?

\* PROJECT...

THE FINAL PIECE

ANNE(?)

\* QUOTES

"WORDS..."  
SYMBOLS  
TOGETHER TO MAKE MEANING.

...AND TEACHERS

\* SUMMARY

ORGANIZE LEARNING  
MAKE MEANING FOR SELF